


Workshop Overview


May 3-5, 2019



This is a three-day figure painting workshop. We'll create two paintings, one male and one female. You'll learn to draw an accurate charcoal reference image, then create a monochrome underpainting, and finally build a full-color oil painting. We'll discuss tools, materials, and methods so your finished artwork is professional quality.

DAY 1 - CHARCOAL DRAWING , CANVAS, and CARTOON Friday, May 3, 2019

Charcoal block-in of First and Second Models
Demonstration of the "sight size" method of drawing from life
Refinement of drawings and transfer to canvas
What makes a good canvas and how to prepare your own




DAY 2 - MONOCHROME UNDERPAINTING and PAINT Saturday, May 4, 2019

Identifying your motif
Massing in shadow darks and keeping light areas light
What is paint and how to make your own



DAY 3 - COLOR PAINTING and MEDIUMS Sunday, May 5, 2019

Mixing pools of paint to reflect observed values and temperature
Advantage of using a limited palette of colors
Keeping shadow areas atmospheric
Creating "form" in the light areas
Considering backgrounds



ADDITIONAL TOPICS:

Why we need solvents and mediums
How to prepare your own
Final varnishing

